

## Create a Microsoft Account

Open your browser and navigate to:

<https://account.microsoft.com/>

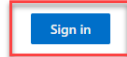
From the landing page, click 'Sign in.'

Microsoft | Account Help

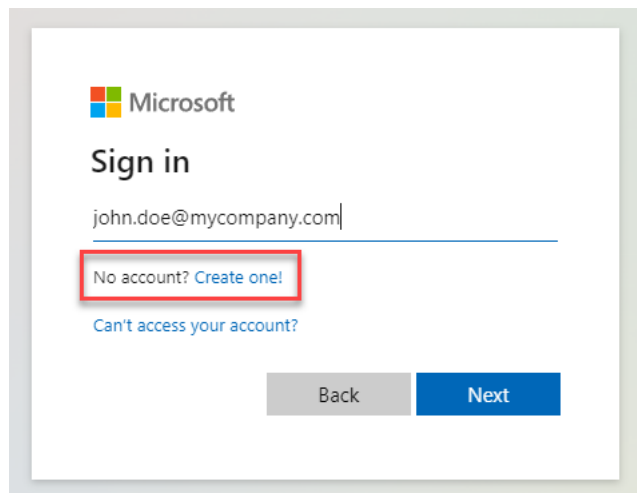
Search Sign in

# It's all here with Microsoft account

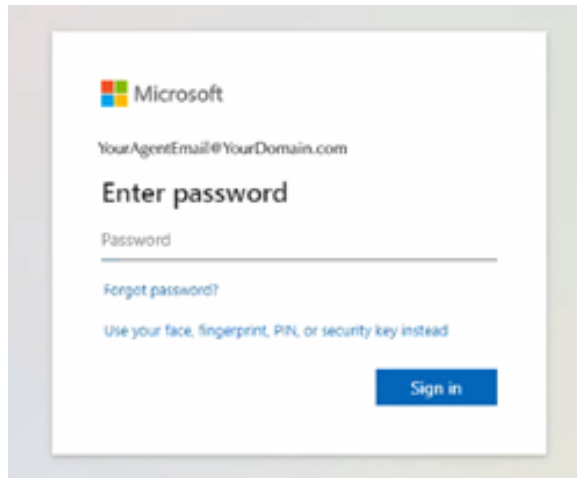
Your Microsoft account connects all your Microsoft apps and services.  
Sign in to manage your account.



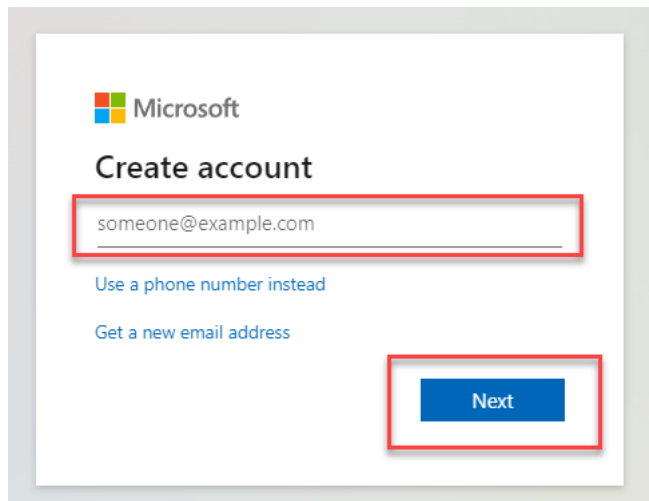
If you already have a Microsoft account, enter your email address, and click 'Next' to see more options. If you need to set up a new account, choose 'Create one!'



Enter the password for your existing Microsoft account. If you've forgotten your password, click 'Forgot my password' to recover your existing account.



If you are creating a new Microsoft account, you will be prompted to enter an email address to associate with the account. You can also get a new email address if you don't want to use an existing one.



Follow the on-screen prompts to verify your identity and complete the process.

This will be the account you use to access the biBerk portal. Please be sure to remember your login credentials as biBerk has no access to your new email account and cannot reset passwords or make changes to the account on your behalf.

